C6100 Electrical Cabinet

For Chlorine Evaporator C6100

EN 02

Connection Diagram

To be held for future reference.

Dosing | *Liquids*
Conveying | *Gases*
Control | *Systems*



C6100 Evaporator Electrical Cabinet
A/N 40210009

switch cabinet

manufactor	:	Rittal
type	:	AE 1350.500
height	:	500
width	:	500
depth	:	300
colour	:	RAL7035
door mounted	:	right
main switch	:	door
instruction	:	VDE 0600, Teil 500
working voltage	:	3L / N / PE 400V 50Hz
control voltage	:	230V AC
signal voltage	:	24 V DC
protection	:	IP 55
means of protection	:	TN-S Net
ambien conditions	:	Tum MAX = 50°C

cross section

outer wire	:	1,5 mm²
control wire 230 VAC	:	1.0 mm²
control wire 24V DC	:	1.0 mm²
PLC 24V	:	0.5 mm²

other wire section are market

coloures of wire :

outer wire AC/DC	:	black
neutral wire	:	light blue
PE / PEN	:	gn/ye
control wire 230 VAC	:	red
control wire 24V AC/DC+	:	blue
measurment wire	:	grey
pot.free	:	orange
control wire 24V AC/DC-	:	brown

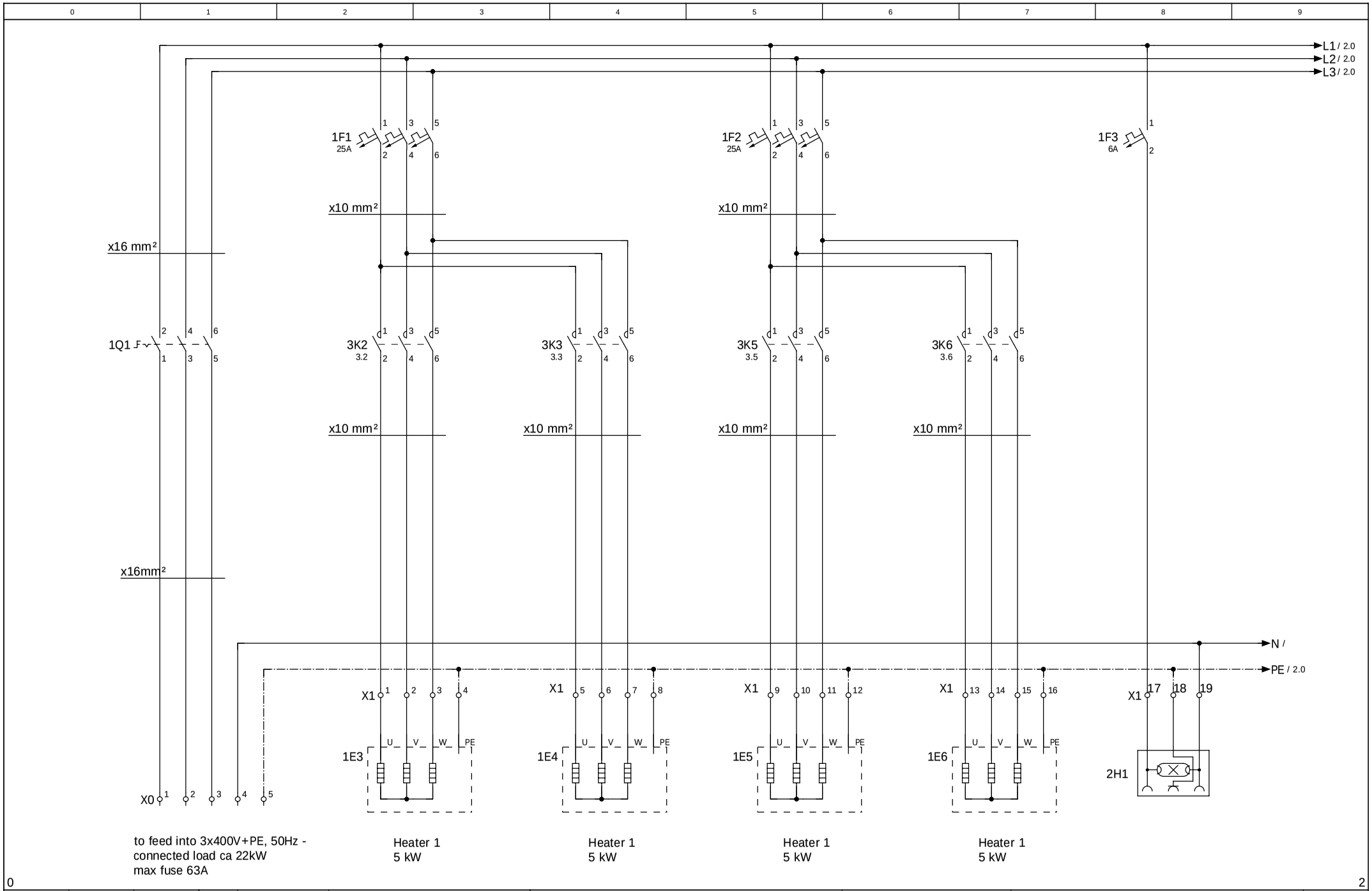

				17.06.2008	Lutz-Jesco GmbH		Heater	C6100 Electrical Cabinet	=
									+
								A/N 40210009	Page 1
									Page 21

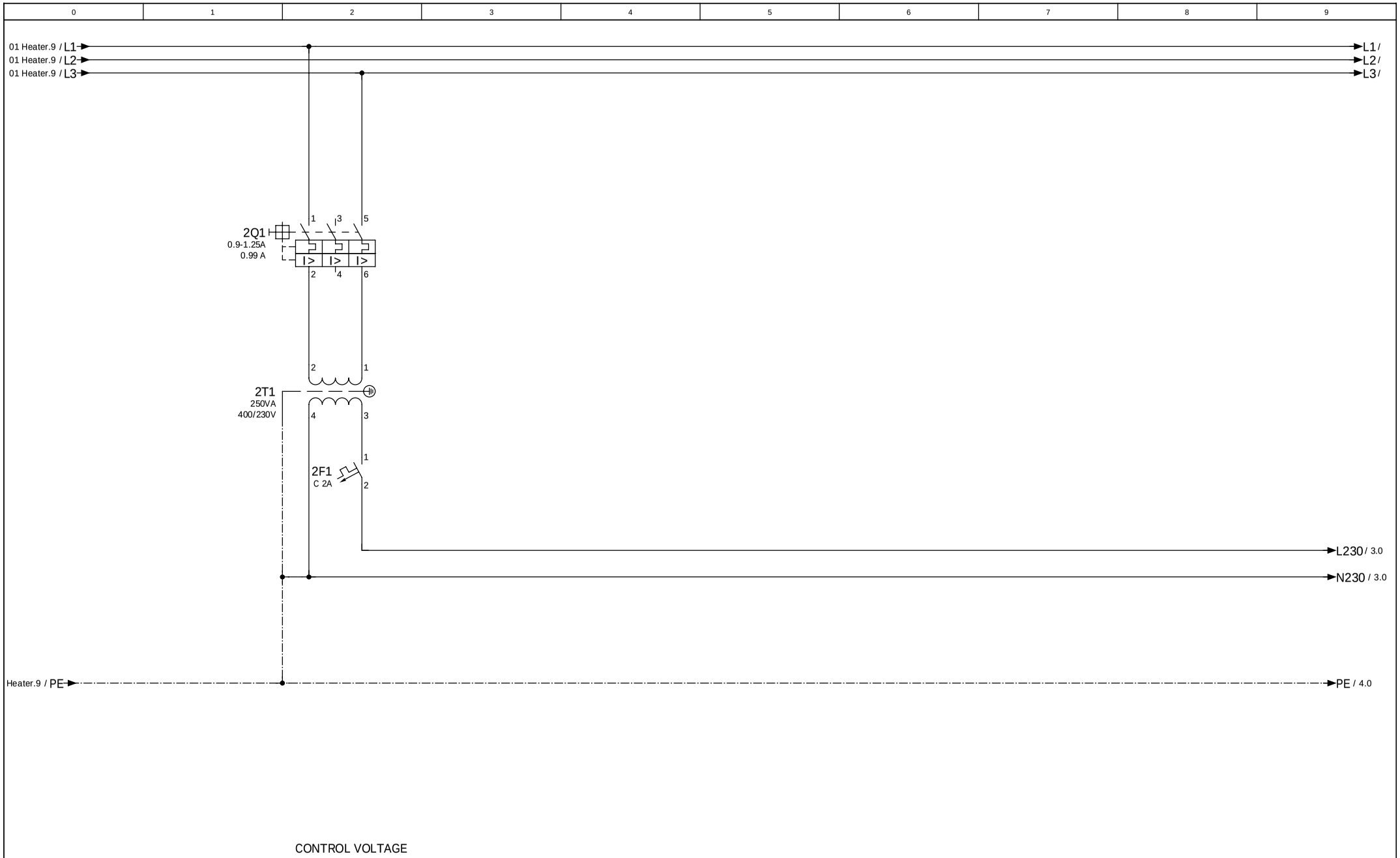

01 Heater

3

				18.06.2008	Lutz-Jesco GmbH		control voltage	C6100 Electrical Cabinet	=
									+
								A/N 40210009	Page 2
									Page 21

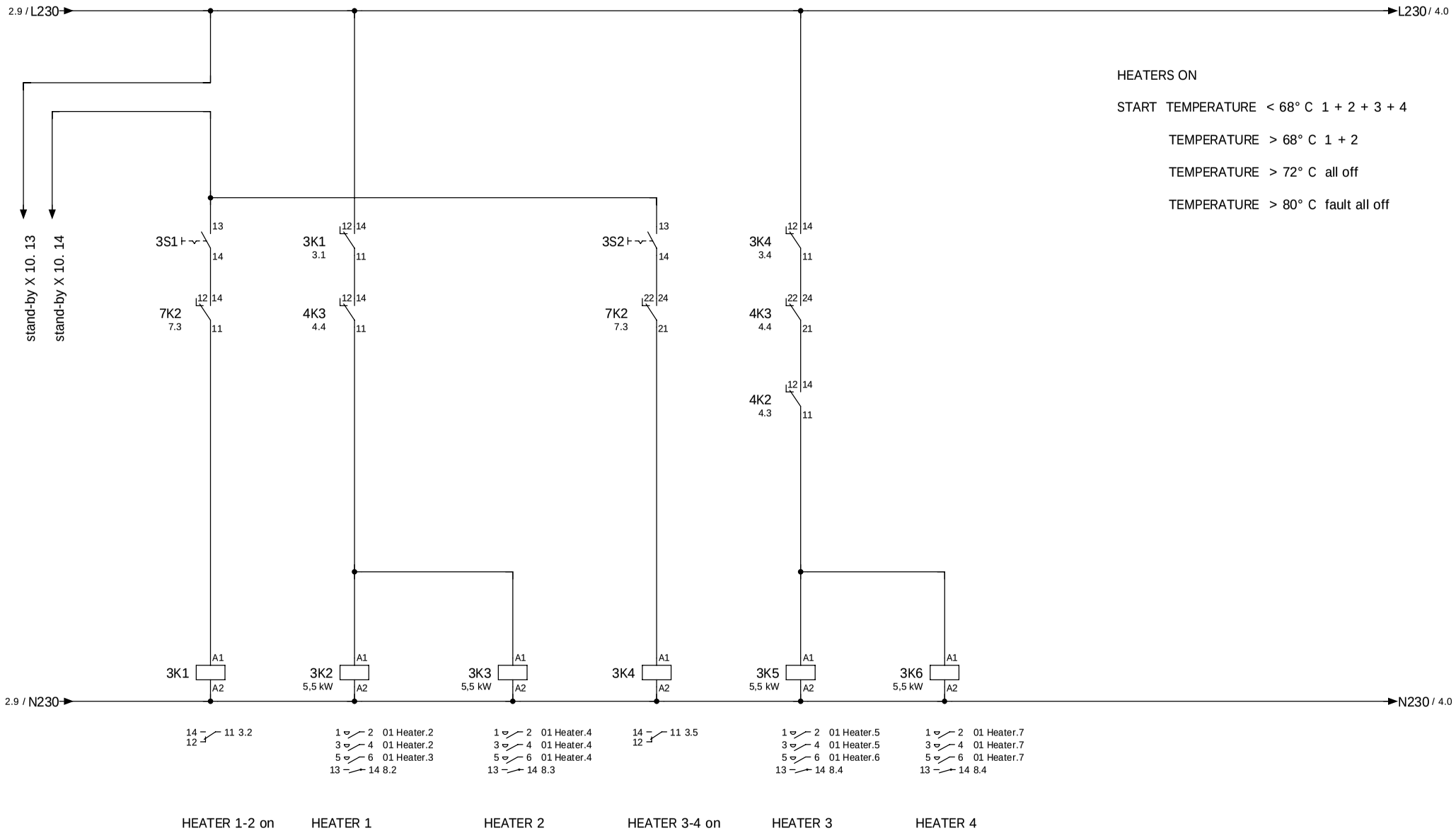

HEATERS ON

START TEMPERATURE < 68° C 1 + 2 + 3 + 4

TEMPERATURE > 68° C 1 + 2

TEMPERATURE > 72° C all off

TEMPERATURE > 80° C fault all off

2 4

				18.06.2008	Lutz-Jesco GmbH		heater control	C6100 Electrical Cabinet	=
									+
								A/N 40210009	Page 3
									Page 21

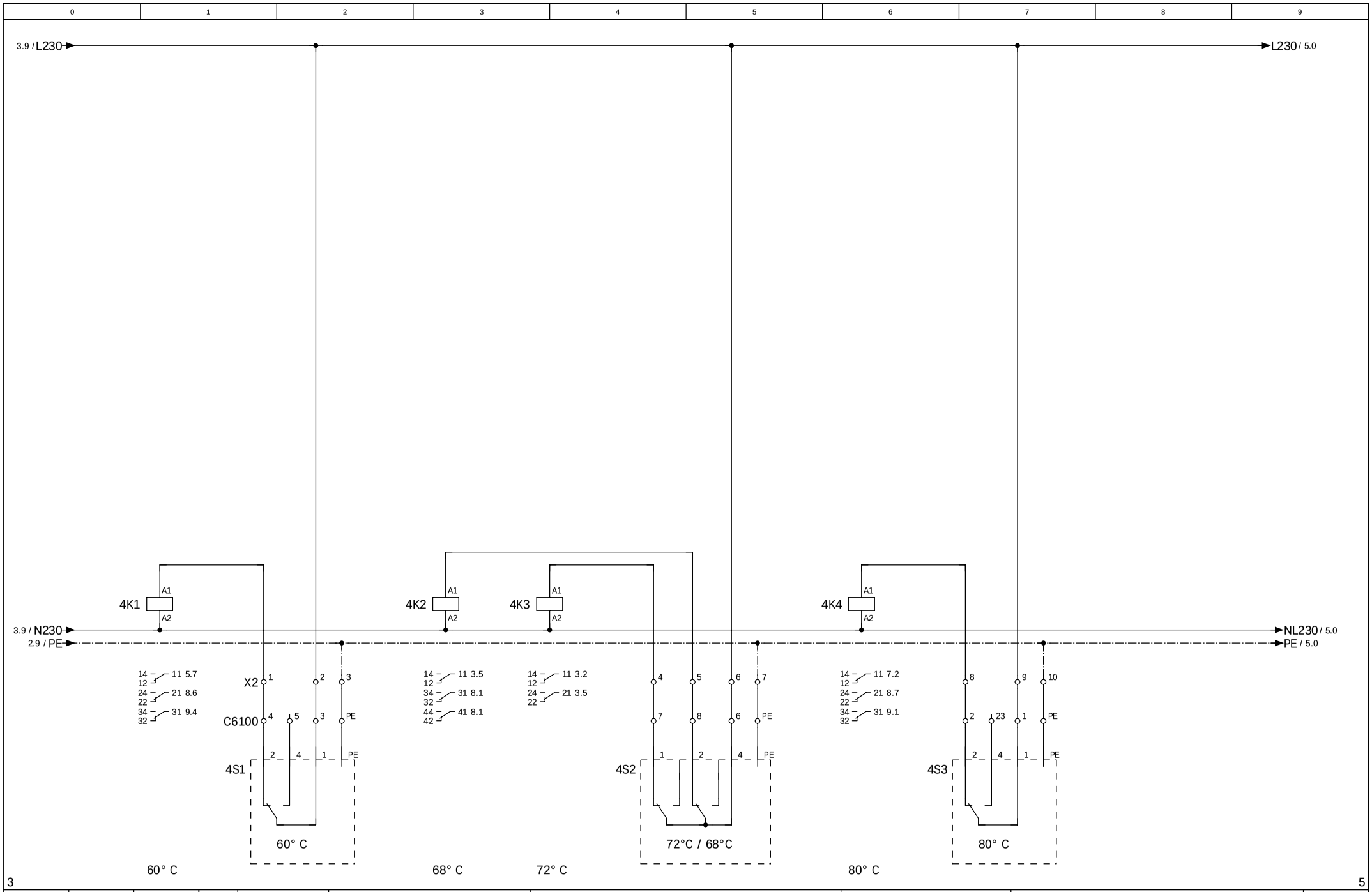

				18.06.2008	Lutz-Jesco GmbH		monitoring	C6100 Electrical Cabinet	=
									+
								A/N 40210009	Page 4
									Page 21

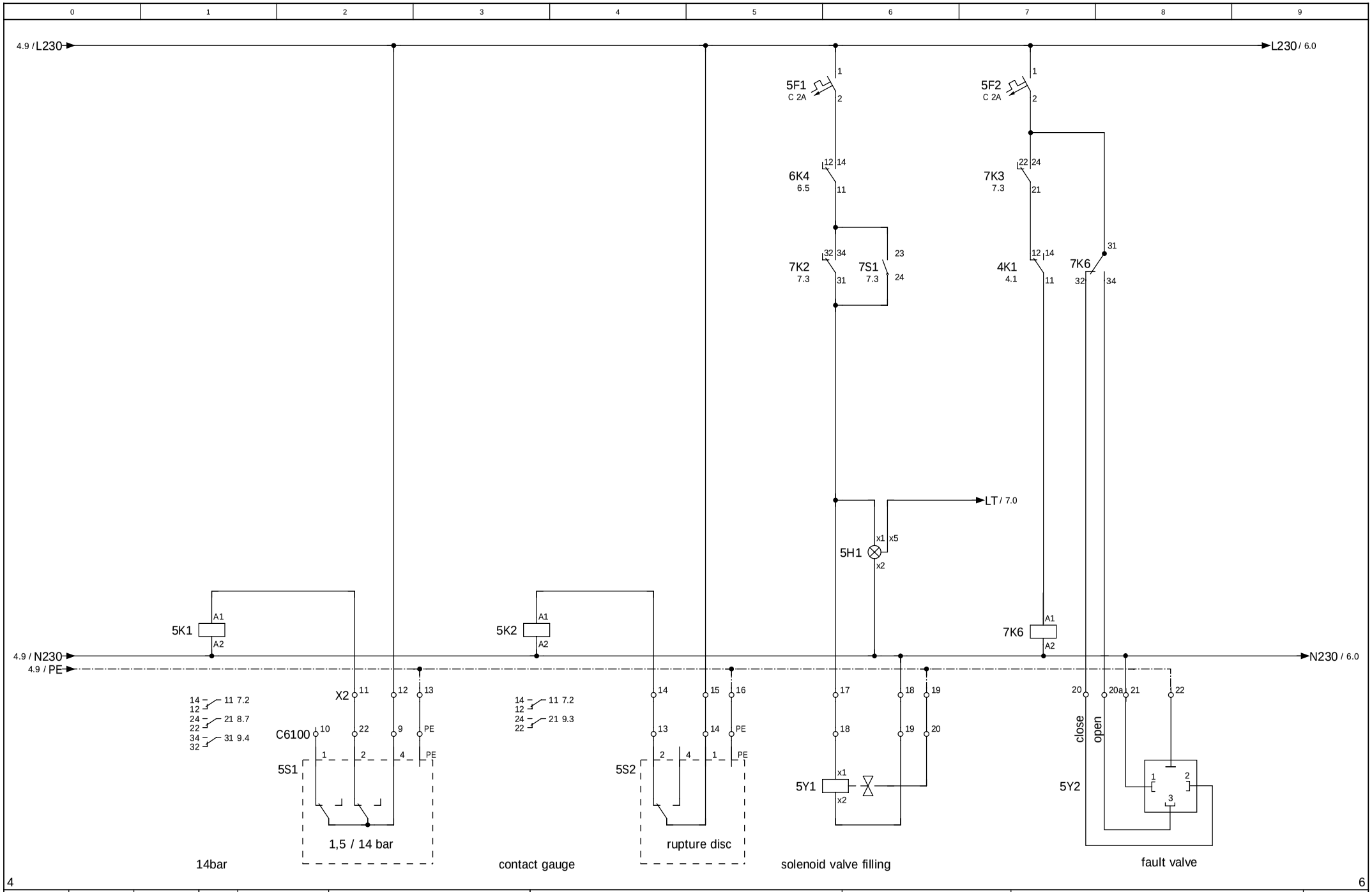

				24.09.2008	Lutz-Jesco GmbH		monitoring, valves	C6100 Electrical Cabinet	=
									+
								A/N 40210009	Page 5
									Page 21

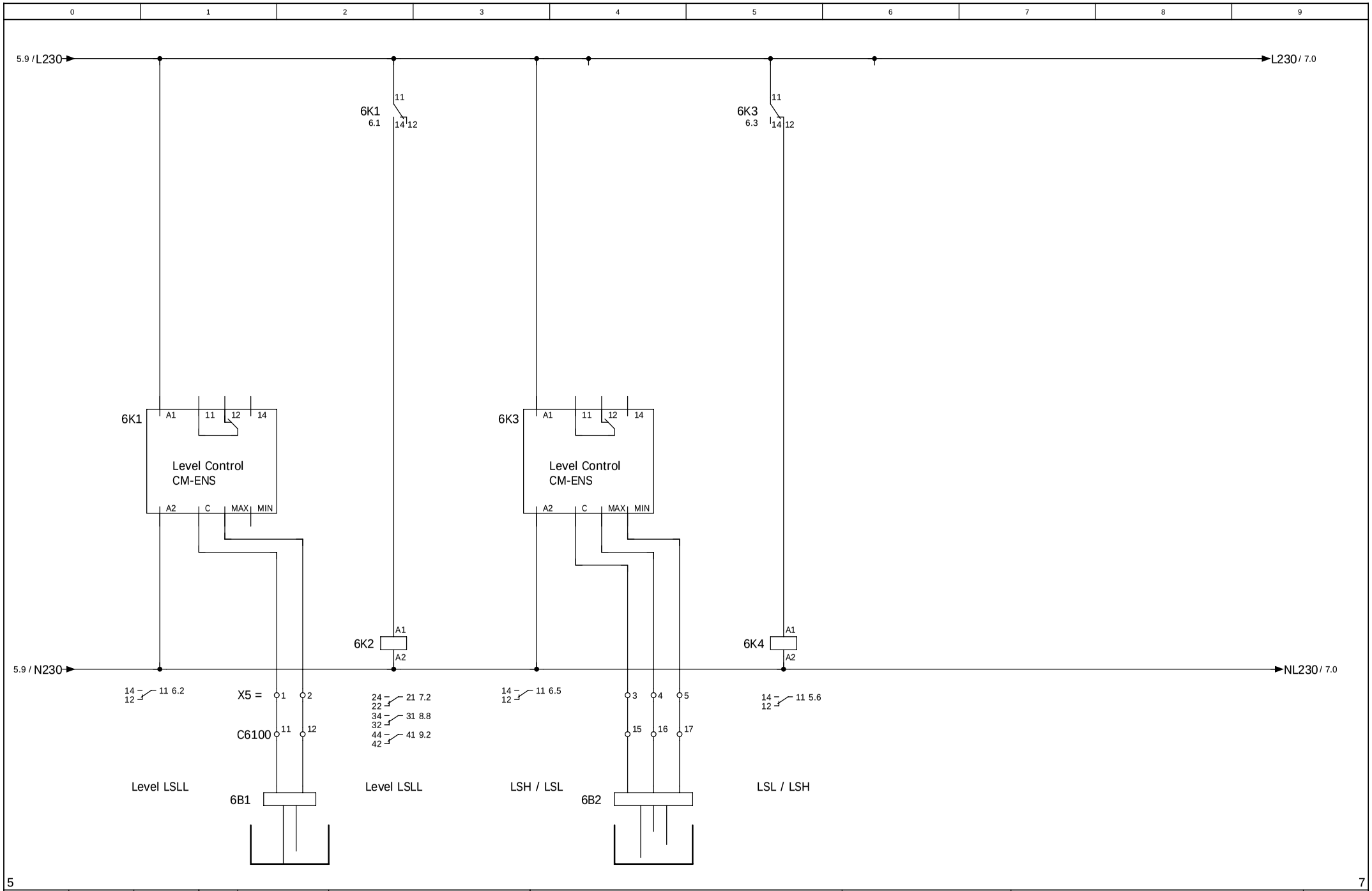

				18.06.2008	Lutz-Jesco GmbH		level measurement	C6100 Electrical Cabinet	=
									+
								A/N 40210009	Page 6
									Page 21

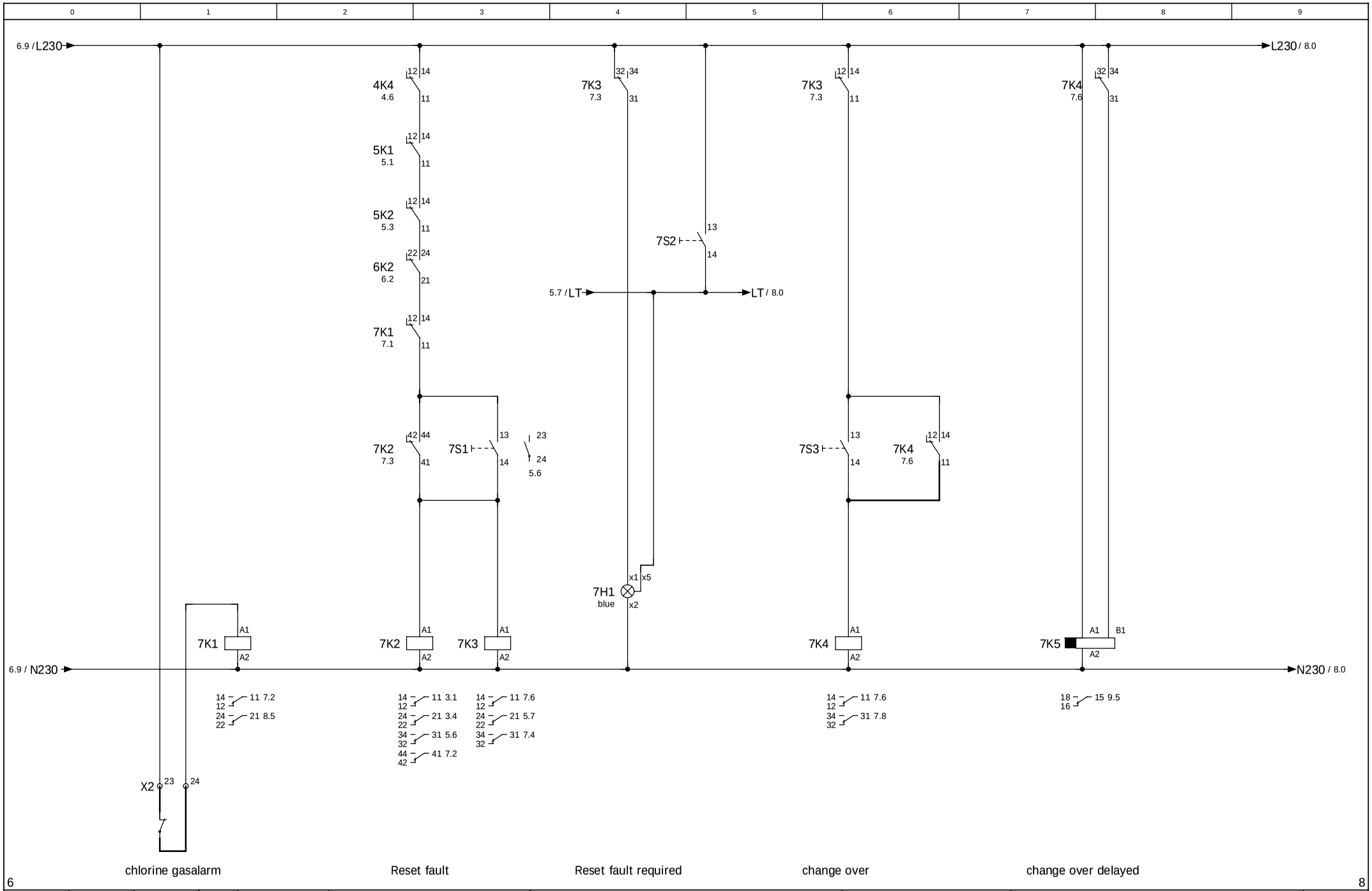

				18.06.2008	Lutz-Jesco GmbH		fault, change over	C6100 Electrical Cabinet	=
									+
								A/N 40210009	Page 7
									Page 21

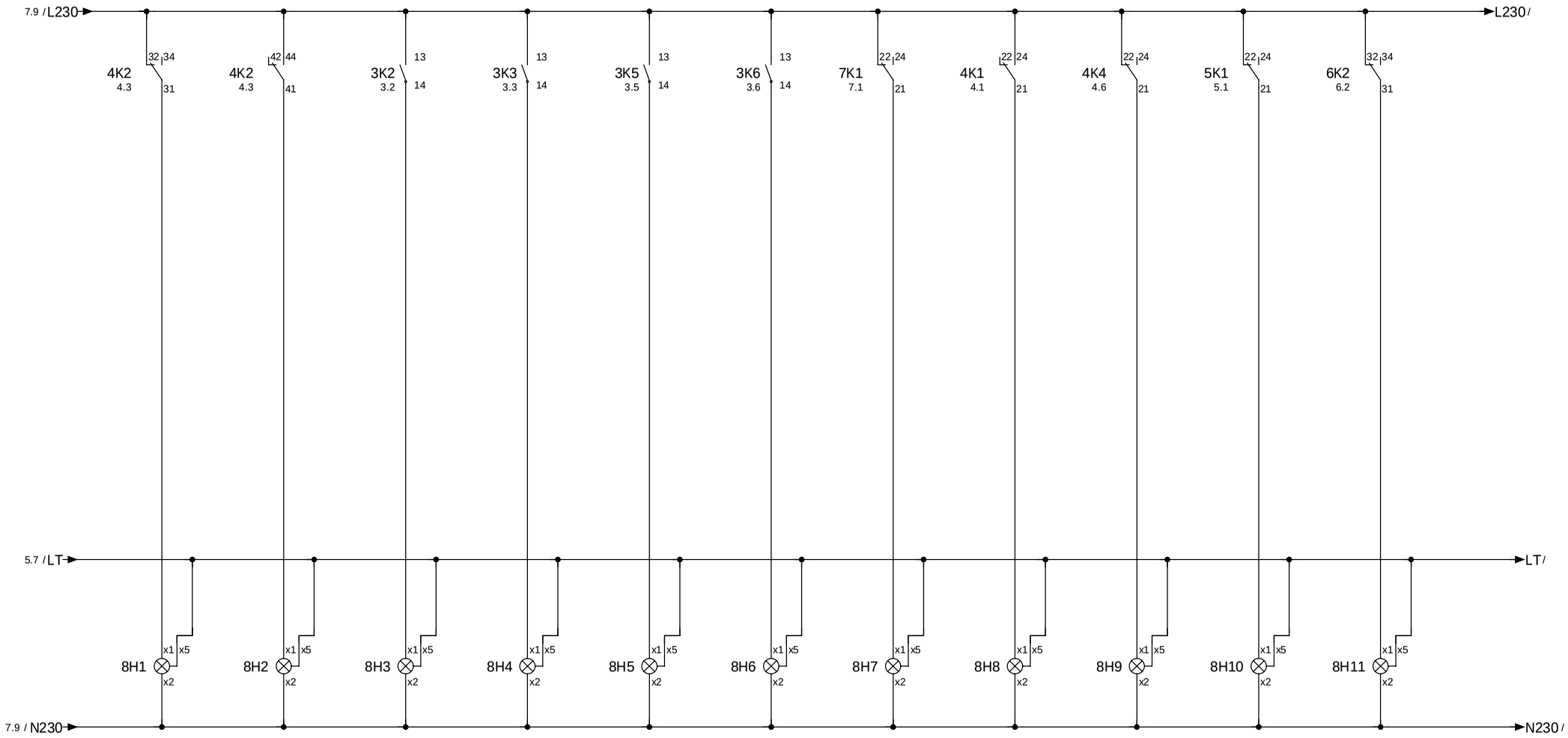

8H1	CHLORINE EVAPORATOR NOT READEY FOR WORK
8H2	CHLORINE EVAPORATOR READEY FOR WORK
8H3	CHLORINE EVAPORATOR HEATER 1
8H4	CHLORINE EVAPORATOR HEATER 2
8H5	CHLORINE EVAPORATOR HEATER 3
8H6	CHLORINE EVAPORATOR HEATER 4
8H7	CHLORINE GASALARM
8H8	CHLORINE EVAPORATOR TEMPERATURE < 60° C
8H9	CHLORINE EVAPORATOR TEMPERATURE > 80° C
8H10	CHLORINE EVAPORATOR Pressure > 14 bar
8H11	CHLORINE EVAPORATOR LEVEL LSLL

7 9

				18.06.2008	Lutz-Jesco GmbH		signal lamp	C6100 Electrical Cabinet	=
									+
								A/N 40210009	Page 8
									Page 21

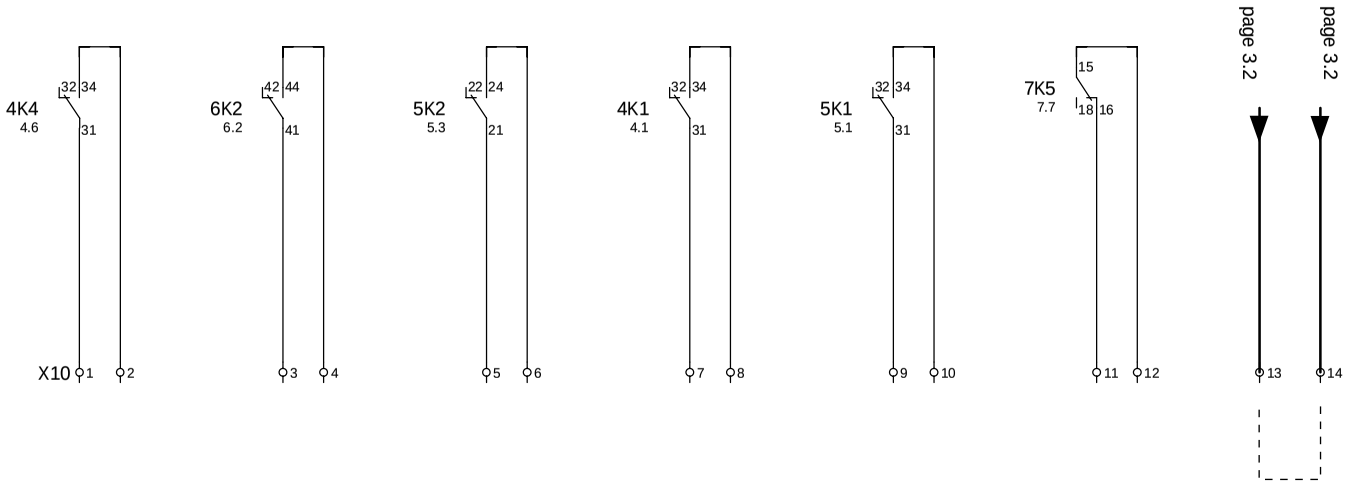

CHLORINE EVAPORATOR TEMPERATURE > 80° C

CHLORINE EVAPORATOR LEVEL LSLL

contact gauge

CHLORINE EVAPORATOR NOT READEY FOR WORK

CHLORINE EVAPORATOR Pressure > 14 bar

change over

Stand by

8

10

				17.06.2008	Lutz-Jesco GmbH		remote signaling	C6100 Electrical Cabinet	=
									+
								A/N 40210009	Page 9
									Page 21

Parts List

F12_001

Quantity	BM-Sign	Name	Type No.	Distributor	Article No.	Order No.
21	C6100	Durchgangs-Reihenklemme	WDU 2.5	WEI	WEI.1020000000	1020000000
6	C6100	Erdungsklemme	WPE 2.5	WEI	WEI.1010000000	1010000000
1	1F1	SICHERUNGSAUTOMAT S203-B25	S 203-B 25	ABB	2CDS253001R0255	2CDS253001R0255
1	1F2	SICHERUNGSAUTOMAT S203-B25	S 203-B 25	ABB	2CDS253001R0255	2CDS253001R0255
1	1F3	SICHERUNGSAUTOMAT S201-C6	S 201-C 6	ABB	2CDS251001R0064	2CDS251001R0064
1	2F1	SICHERUNGSAUTOMAT S201-C2	S 201-C 2	ABB	2CDS251001R0024	2CDS251001R0024
1	5F1	SICHERUNGSAUTOMAT S201-C2	S 201-C 2	ABB	2CDS251001R0024	2CDS251001R0024
1	5F2	SICHERUNGSAUTOMAT S201-C2	S 201-C 2	ABB	2CDS251001R0024	2CDS251001R0024
1	2H1	Schaltschrankleuchte	LL-08-D-N	RICHTER	LL-08-D-N	LL-08-D-N
1	5H1	Vorsatz rund Linse weiss	3SB3001-6AA60	SIEMEN	SIE.3SB3001-6AA60	3SB3001-6AA60
1	5H1	Lampenfassung BA9s	3SB3400-1F	SIEMEN	SIE.3SB3400-1F	3SB3400-1F
1	7H1	Vorsatz rund Linse blau	3SB3001-6AA50	SIEMEN	SIE.3SB3001-6AA50	3SB3001-6AA50
1	7H1	Lampenfassung BA9s	3SB3400-1F	SIEMEN	SIE.3SB3400-1F	3SB3400-1F
1	8H1	Vorsatz rund Linse gelb	3SB3001-6AA30	SIEMEN	SIE.3SB3001-6AA30	3SB3001-6AA30
1	8H1	Lampenfassung BA9s	3SB3400-1F	SIEMEN	SIE.3SB3400-1F	3SB3400-1F
1	8H2	Vorsatz rund Linse gruen	3SB3001-6AA40	SIEMEN	SIE.3SB3001-6AA40	3SB3001-6AA40
1	8H2	Lampenfassung BA9s	3SB3400-1F	SIEMEN	SIE.3SB3400-1F	3SB3400-1F
1	8H3	Vorsatz rund Linse weiss	3SB3001-6AA60	SIEMEN	SIE.3SB3001-6AA60	3SB3001-6AA60
1	8H3	Lampenfassung BA9s	3SB3400-1F	SIEMEN	SIE.3SB3400-1F	3SB3400-1F
1	8H4	Vorsatz rund Linse weiss	3SB3001-6AA60	SIEMEN	SIE.3SB3001-6AA60	3SB3001-6AA60
1	8H4	Lampenfassung BA9s	3SB3400-1F	SIEMEN	SIE.3SB3400-1F	3SB3400-1F
1	8H5	Vorsatz rund Linse weiss	3SB3001-6AA60	SIEMEN	SIE.3SB3001-6AA60	3SB3001-6AA60
1	8H5	Lampenfassung BA9s	3SB3400-1F	SIEMEN	SIE.3SB3400-1F	3SB3400-1F
1	8H6	Vorsatz rund Linse weiss	3SB3001-6AA60	SIEMEN	SIE.3SB3001-6AA60	3SB3001-6AA60
1	8H6	Lampenfassung BA9s	3SB3400-1F	SIEMEN	SIE.3SB3400-1F	3SB3400-1F
1	8H7	Vorsatz rund Linse rot	3SB3001-6AA20	SIEMEN	SIE.3SB3001-6AA20	3SB3001-6AA20
1	8H7	Lampenfassung BA9s	3SB3400-1F	SIEMEN	SIE.3SB3400-1F	3SB3400-1F
1	8H8	Vorsatz rund Linse rot	3SB3001-6AA20	SIEMEN	SIE.3SB3001-6AA20	3SB3001-6AA20
1	8H8	Lampenfassung BA9s	3SB3400-1F	SIEMEN	SIE.3SB3400-1F	3SB3400-1F
1	8H9	Vorsatz rund Linse rot	3SB3001-6AA20	SIEMEN	SIE.3SB3001-6AA20	3SB3001-6AA20
1	8H9	Lampenfassung BA9s	3SB3400-1F	SIEMEN	SIE.3SB3400-1F	3SB3400-1F
1	8H10	Vorsatz rund Linse rot	3SB3001-6AA20	SIEMEN	SIE.3SB3001-6AA20	3SB3001-6AA20
1	8H10	Lampenfassung BA9s	3SB3400-1F	SIEMEN	SIE.3SB3400-1F	3SB3400-1F
1	8H11	Vorsatz rund Linse rot	3SB3001-6AA20	SIEMEN	SIE.3SB3001-6AA20	3SB3001-6AA20
1	8H11	Lampenfassung BA9s	3SB3400-1F	SIEMEN	SIE.3SB3400-1F	3SB3400-1F
1	3K1	Miniatur-Industrie-Relais Serie 55	55.34.8.230.0040	FINDER	FIN.55.34.8.230.0040	55.34.8.230.0040

Parts List

F12_001

Quantity	BM-Sign	Name	Type No.	Distributor	Article No.	Order No.
1	3K1	Schraubfassung Serie 94, 4 polig, für Relais	94.84.3	FINDER	FIN.94.84.3	94.84.3
1	3K2	Schuetz 3polig AC 230V 50Hz	3RT1024-1AP00	SIEMEN	SIE.3RT1024-1AP00	3RT1024-1AP00
1	3K2	Hilfsschalterblock	3RH1921-1HA22	SIEMEN	SIE.3RH1921-1HA22	3RH1921-1HA22
1	3K3	Schuetz 3polig AC 230V 50Hz	3RT1024-1AP00	SIEMEN	SIE.3RT1024-1AP00	3RT1024-1AP00
1	3K3	Hilfsschalterblock	3RH1921-1HA22	SIEMEN	SIE.3RH1921-1HA22	3RH1921-1HA22
1	3K4	Miniatur-Industrie-Relais Serie 55	55.34.8.230.0040	FINDER	FIN.55.34.8.230.0040	55.34.8.230.0040
1	3K4	Schraubfassung Serie 94, 4 polig, für Relais	94.84.3	FINDER	FIN.94.84.3	94.84.3
1	3K5	Schuetz 3polig AC 230V 50Hz	3RT1024-1AP00	SIEMEN	SIE.3RT1024-1AP00	3RT1024-1AP00
1	3K5	Hilfsschalterblock	3RH1921-1HA22	SIEMEN	SIE.3RH1921-1HA22	3RH1921-1HA22
1	3K6	Schuetz 3polig AC 230V 50Hz	3RT1024-1AP00	SIEMEN	SIE.3RT1024-1AP00	3RT1024-1AP00
1	3K6	Hilfsschalterblock	3RH1921-1HA22	SIEMEN	SIE.3RH1921-1HA22	3RH1921-1HA22
1	4K1	Miniatur-Industrie-Relais Serie 55	55.34.8.230.0040	FINDER	FIN.55.34.8.230.0040	55.34.8.230.0040
1	4K1	Schraubfassung Serie 94, 4 polig, für Relais	94.84.3	FINDER	FIN.94.84.3	94.84.3
1	4K2	Miniatur-Industrie-Relais Serie 55	55.34.8.230.0040	FINDER	FIN.55.34.8.230.0040	55.34.8.230.0040
1	4K2	Schraubfassung Serie 94, 4 polig, für Relais	94.84.3	FINDER	FIN.94.84.3	94.84.3
1	4K3	Miniatur-Industrie-Relais Serie 55	55.34.8.230.0040	FINDER	FIN.55.34.8.230.0040	55.34.8.230.0040
1	4K3	Schraubfassung Serie 94, 4 polig, für Relais	94.84.3	FINDER	FIN.94.84.3	94.84.3
1	4K4	Miniatur-Industrie-Relais Serie 55	55.34.8.230.0040	FINDER	FIN.55.34.8.230.0040	55.34.8.230.0040
1	4K4	Schraubfassung Serie 94, 4 polig, für Relais	94.84.3	FINDER	FIN.94.84.3	94.84.3
1	5K1	Miniatur-Industrie-Relais Serie 55	55.34.8.230.0040	FINDER	FIN.55.34.8.230.0040	55.34.8.230.0040
1	5K1	Schraubfassung Serie 94, 4 polig, für Relais	94.84.3	FINDER	FIN.94.84.3	94.84.3
1	5K2	Miniatur-Industrie-Relais Serie 55	55.34.8.230.0040	FINDER	FIN.55.34.8.230.0040	55.34.8.230.0040
1	5K2	Schraubfassung Serie 94, 4 polig, für Relais	94.84.3	FINDER	FIN.94.84.3	94.84.3
1	6K1	Niveaurelais CM-ENS, 1We	CM-ENS	ABB	1SVR430851R1100	1SVR430851R1100
1	6K2	Miniatur-Industrie-Relais Serie 55	55.34.8.230.0040	FINDER	FIN.55.34.8.230.0040	55.34.8.230.0040
1	6K2	Schraubfassung Serie 94, 4 polig, für Relais	94.84.3	FINDER	FIN.94.84.3	94.84.3
1	6K3	Niveaurelais CM-ENS, 1We	CM-ENS	ABB	1SVR430851R1100	1SVR430851R1100
1	6K4	Miniatur-Industrie-Relais Serie 55	55.34.8.230.0040	FINDER	FIN.55.34.8.230.0040	55.34.8.230.0040
1	6K4	Schraubfassung Serie 94, 4 polig, für Relais	94.84.3	FINDER	FIN.94.84.3	94.84.3
1	7K1	Miniatur-Industrie-Relais Serie 55	55.34.8.230.0040	FINDER	FIN.55.34.8.230.0040	55.34.8.230.0040
1	7K1	Schraubfassung Serie 94, 4 polig, für Relais	94.84.3	FINDER	FIN.94.84.3	94.84.3
1	7K2	Miniatur-Industrie-Relais Serie 55	55.34.8.230.0040	FINDER	FIN.55.34.8.230.0040	55.34.8.230.0040
1	7K2	Schraubfassung Serie 94, 4 polig, für Relais	94.84.3	FINDER	FIN.94.84.3	94.84.3
1	7K3	Miniatur-Industrie-Relais Serie 55	55.34.8.230.0040	FINDER	FIN.55.34.8.230.0040	55.34.8.230.0040
1	7K3	Schraubfassung Serie 94, 4 polig, für Relais	94.84.3	FINDER	FIN.94.84.3	94.84.3
1	7K4	Miniatur-Industrie-Relais Serie 55	55.34.8.230.0040	FINDER	FIN.55.34.8.230.0040	55.34.8.230.0040

Parts List

F12_001

Quantity	BM-Sign	Name	Type No.	Distributor	Article No.	Order No.
1	7K4	Schraubfassung Serie 94, 4 polig, für Relais	94.84.3	FINDER	FIN.94.84.3	94.84.3
1	7K5	Zeitrelais CT-MFE, multifunktion	CT-MFE	ABB	1SVR550029R8100	1SVR550029R8100
1	7K6	Miniatur-Industrie-Relais Serie 55	55.34.8.230.0040	FINDER	FIN.55.34.8.230.0040	55.34.8.230.0040
1	7K6	Schraubfassung Serie 94, 4 polig, für Relais	94.84.3	FINDER	FIN.94.84.3	94.84.3
1	1Q1	Haupt-/Not-Aus-Schalter	3LD2504-0TK53	SIEMEN	SIE.3LD2504-0TK53	3LD2504-0TK53
1	2Q1	Leistungsschalter	3RV14 21-0KA10	SIEMEN	SIE.3RV14 21-0KA10	3RV14 21-0KA10
1	3S1	Betaetigungselement rund I-O-I schwarz	3SB3000-2KA11	SIEMEN	SIE.3SB3000-2KA11	3SB3000-2KA11
1	3S1	Schaltelement 1S 1polig	3SB3400-0B	SIEMEN	SIE.3SB3400-0B	3SB3400-0B
1	3S2	Betaetigungselement rund I-O-I schwarz	3SB3000-2KA11	SIEMEN	SIE.3SB3000-2KA11	3SB3000-2KA11
1	3S2	Schaltelement 1S 1polig	3SB3400-0B	SIEMEN	SIE.3SB3400-0B	3SB3400-0B
1	7S1	Betaetigungselement rund blau	3SB3000-0AA51	SIEMEN	SIE.3SB3000-0AA51	3SB3000-0AA51
2	7S1	Schaltelement 1S 1polig	3SB3400-0B	SIEMEN	SIE.3SB3400-0B	3SB3400-0B
1	7S2	Betaetigungselement rund blau	3SB3000-0AA51	SIEMEN	SIE.3SB3000-0AA51	3SB3000-0AA51
1	7S2	Schaltelement 1S 1polig	3SB3400-0B	SIEMEN	SIE.3SB3400-0B	3SB3400-0B
1	7S3	Betaetigungselement rund schwarz	3SB3000-0AA11	SIEMEN	SIE.3SB3000-0AA11	3SB3000-0AA11
1	7S3	Schaltelement 1S 1polig	3SB3400-0B	SIEMEN	SIE.3SB3400-0B	3SB3400-0B
1	2T1	Steuertransformator	4AM4042-5AT10-0FA0	SIEMEN	SIE.4AM4042-5AT10-0FA0	4AM4042-5AT10-0FA0
3	X0	Durchgangs-Reihenklemme	WDU 35	WEI	WEI.1020500000	1020500000
1	X0	Durchgangs-Reihenklemme	WDU 35 BL	WEI	WEI.1020580000	1020580000
1	X0	Erdungsklemme	WPE 35	WEI	WEI.1010500000	1010500000
12	X1	Durchgangs-Reihenklemme	WDU 10	WEI	WEI.1020300000	1020300000
4	X1	Erdungsklemme	WPE 10	WEI	WEI.1010300000	1010300000
17	X2	Durchgangs-Reihenklemme	WDU 2.5	WEI	WEI.1020000000	1020000000
7	X2	Erdungsklemme	WPE 2.5	WEI	WEI.1010000000	1010000000
5	X3	Durchgangs-Reihenklemme	WDU 2.5	WEI	WEI.1020000000	1020000000
14	X10	Durchgangs-Reihenklemme	WDU 2.5	WEI	WEI.1020000000	1020000000

Summary Parts List

F11_001

Pos.	Quantity	Name	Type No.	Article No.	Order No.	Manufact.			
	2	SICHERUNGSAUTOMAT S203-B25	S 203-B 25	2CDS253001R0255	2CDS253001R0255	ABB		0,00	
	1	SICHERUNGSAUTOMAT S201-C6	S 201-C 6	2CDS251001R0064	2CDS251001R0064	ABB		0,00	
	3	SICHERUNGSAUTOMAT S201-C2	S 201-C 2	2CDS251001R0024	2CDS251001R0024	ABB		0,00	
	2	Niveaurelais CM-ENS, 1We	CM-ENS	1SVR430851R1100	1SVR430851R1100	ABB		0,00	
	1	Zeitrelais CT-MFE, multifunktion	CT-MFE	1SVR550029R8100	1SVR550029R8100	ABB		0,00	
	14	Miniatur-Industrie-Relais Serie 55	55.34.8.230.0040	FIN.55.34.8.230.0040	55.34.8.230.0040	FIN		0,00	
	14	Schraubfassung Serie 94, 4 polig, für Relais	94.84.3	FIN.94.84.3	94.84.3	FIN		0,00	
	1	Schaltschrankleuchte	LL-08-D-N	LL-08-D-N	LL-08-D-N	RICHTER		0,00	
	5	Vorsatz rund Linse weiss	3SB3001-6AA60	SIE.3SB3001-6AA60	3SB3001-6AA60	SIEMEN		0,00	
	13	Lampenfassung BA9s	3SB3400-1F	SIE.3SB3400-1F	3SB3400-1F	SIEMEN	0,00	0,00	
	1	Vorsatz rund Linse blau	3SB3001-6AA50	SIE.3SB3001-6AA50	3SB3001-6AA50	SIEMEN	0,00	0,00	
	1	Vorsatz rund Linse gelb	3SB3001-6AA30	SIE.3SB3001-6AA30	3SB3001-6AA30	SIEMEN	0,00	0,00	
	1	Vorsatz rund Linse gruen	3SB3001-6AA40	SIE.3SB3001-6AA40	3SB3001-6AA40	SIEMEN	0,00	0,00	
	5	Vorsatz rund Linse rot	3SB3001-6AA20	SIE.3SB3001-6AA20	3SB3001-6AA20	SIEMEN	0,00	0,00	
	4	Schuetz 3polig AC 230V 50Hz	3RT1024-1AP00	SIE.3RT1024-1AP00	3RT1024-1AP00	SIEMEN	0,00	0,00	
	4	Hilfsschalterblock	3RH1921-1HA22	SIE.3RH1921-1HA22	3RH1921-1HA22	SIEMEN	0,00	0,00	
	1	Haupt-/Not-Aus-Schalter	3LD2504-0TK53	SIE.3LD2504-0TK53	3LD2504-0TK53	SIEMEN	0,00	0,00	
	1	Leistungsschalter	3RV14 21-0KA10	SIE.3RV14 21-0KA10	3RV14 21-0KA10	SIEMEN	0,00	0,00	
	2	Betaetigungselement rund I-O-I schwarz	3SB3000-2KA11	SIE.3SB3000-2KA11	3SB3000-2KA11	SIEMEN	0,00	0,00	
	6	Schaltelement 1S 1polig	3SB3400-0B	SIE.3SB3400-0B	3SB3400-0B	SIEMEN	0,00	0,00	
	2	Betaetigungselement rund blau	3SB3000-0AA51	SIE.3SB3000-0AA51	3SB3000-0AA51	SIEMEN	0,00	0,00	
	1	Betaetigungselement rund schwarz	3SB3000-0AA11	SIE.3SB3000-0AA11	3SB3000-0AA11	SIEMEN	0,00	0,00	
	1	Steuertransformator	4AM4042-5AT10-0FA0	SIE.4AM4042-5AT10-0FA0	4AM4042-5AT10-0FA0	SIEMEN	0,00	0,00	
	57	Durchgangs-Reihenklemme	WDU 2.5	WEI.1020000000	1020000000	WEI		0,00	
	13	Erdungsklemme	WPE 2.5	WEI.1010000000	1010000000	WEI		0,00	
	3	Durchgangs-Reihenklemme	WDU 35	WEI.1020500000	1020500000	WEI		0,00	
	1	Durchgangs-Reihenklemme	WDU 35 BL	WEI.1020580000	1020580000	WEI		0,00	
	1	Erdungsklemme	WPE 35	WEI.1010500000	1010500000	WEI		0,00	

Summary Parts List

F11_001

Pos.	Quantity	Name	Type No.	Article No.	Order No.	Manufact.			
	12	Durchgangs-Reihenklemme	WDU 10	WEI.1020300000	1020300000	WEI			
	4	Erdungsklemme	WPE 10	WEI.1010300000	1010300000	WEI			

Terminal Diagram

F13_001

Function test									Cable Name	Terminal block C6100						Cable Name					Page / Path
									Type of Cable	Target extern	Terminal	Terminal No.	Bridge	Target intern	Terminal	Type of Cable					
										4S3	1	1	,	X2	9						4.7
										4S3	2	2	,	X2	8						4.7
										4S1	1	3	,	X2	2						4.2
										4S1	2	4	,	X2	1						4.1
										4S1	4	5	,								4.2
										4S2	4	6	,	X2	6						4.5
										4S2	1	7	,	X2	4						4.4
										4S2	2	8	,	X2	5						4.5
										5S1	4	9	,	X2	12						5.2
										5S1	1	10	,								5.2
										6B1		11	,	X3	1						6.2
										6B1		12	,	X3	2						6.2
										5S2	2	13	,	X2	14						5.4
										5S2	1	14	,	X2	15						5.5
										6B2		15	,	X3	3						6.4
										6B2		16	,	X3	4						6.4
										6B2		17	,	X3	5						6.4
										5Y1	x1	18	,	X2	17						5.6
										5Y1	x2	19	,	X2	18						5.6
										5Y1		20	,	X2	19						5.6
										5S1	2	22	,	X2	11						5.2
										4S3	4	23	,								4.7
										4S1	PE	PE	,	X2	3						4.2
										4S2	PE	PE	,	X2	7						4.5
										4S3	PE	PE	,	X2	10						4.7
										5S1	PE	PE	,	X2	13						5.3
										5S2	PE	PE	,	X2	16						5.5

Terminal Diagram

F13_001

Function test	Cable Name	Type of Cable	Terminal block X0						Cable Name	Type of Cable	Page / Path
			Target extern	Terminal	Terminal No.	Bridge	Target intern	Terminal			
					1	,	1Q1	1			1.1
					2	,	1Q1	3			1.1
					3	,	1Q1	5			1.1
					4	,	X1	4			1.1

12

14

				27.05.2008	Lutz-Jesco GmbH		terminal diagram X0	C6100 Electrical Cabinet	=
									+
								A/N 40210009	Page 13
									Page 21

Terminal Diagram

F13_001

Function test	Cable Name	Type of Cable	Terminal block X1						Cable Name	Type of Cable	Page / Path
			Target extern	Terminal	Terminal No.	Bridge	Target intern	Terminal			
			1E3	U	1		3K2	2			1.2
			1E3	V	2		3K2	4			1.2
			1E3	W	3		3K2	6			1.3
			1E3	PE	4		X0	4			1.3
			1E4	U	5		3K3	2			1.4
			1E4	V	6		3K3	4			1.4
			1E4	W	7		3K3	6			1.4
			1E4	PE	8						1.4
			1E5	U	9		3K5	2			1.5
			1E5	V	10		3K5	4			1.5
			1E5	W	11		3K5	6			1.6
			1E5	PE	12						1.6
			1E6	U	13		3K6	2			1.7
			1E6	V	14		3K6	4			1.7
			1E6	W	15		3K6	6			1.7
			1E6	PE	16						1.7

Terminal Diagram

F13_001

Function test	Cable Name	Type of Cable	Terminal block X2						Cable Name	Type of Cable	Page / Path
			Target extern	Terminal	Terminal No.	Bridge	Target intern	Terminal			
			C6100	4	1		4K1	A1			4.1
			C6100	3	2		3K4	14			4.2
			C6100	PE	3						4.2
			C6100	7	4		4K3	A1			4.4
			C6100	8	5		4K2	A1			4.5
			C6100	6	6						4.5
			C6100	PE	7						4.5
			C6100	2	8		4K4	A1			4.7
			C6100	1	9						4.7
			C6100	PE	10						4.7
			C6100	22	11		5K1	A1			5.2
			C6100	9	12						5.2
			C6100	PE	13						5.3
			C6100	13	14		5K2	A1			5.4
			C6100	14	15		5F1	1			5.5
			C6100	PE	16						5.5
			C6100	18	17		7K2	31			5.6
							7S1	24			
							5H1	x1			
			C6100	19	18		5H1	x2			5.6
			C6100	20	19						5.6
			5Y2	x1	20		4K1	11			5.7
			5Y2	x2	21		5K1	A2			5.8
			5Y2		22						5.8
					23		4K4	14			7.1
					24		7K1	A1			7.1

14 16

				27.05.2008	Lutz-Jesco GmbH		terminal diagram X2	C6100 Electrical Cabinet	=
									+
								A/N 40210009	Page 15
									Page 21

Terminal Diagram

F13_001

Function test	Cable Name	Type of Cable	Terminal block X5						Cable Name	Type of Cable	Page / Path
			Target extern	Terminal	Terminal No.	Bridge	Target intern	Terminal			
			C6100	11	1	,	6K1	C			6.2
			C6100	12	2	,	6K1	MIN			6.2
			C6100	15	3	,	6K3	C			6.4
			C6100	16	4	,	6K3	MAX			6.4
			C6100	17	5	,	6K3	MIN			6.4

Terminal Diagram

F13_001

Function test	Cable Name	Type of Cable	Terminal block X10 Target extern	Terminal	Terminal No.	Bridge	Target intern	Terminal	Type of Cable	Cable Name	Page / Path
					1	,	4K4	31			9.1
					2	,	4K4	34			9.1
					3	,	6K2	41			9.2
					4	,	6K2	44			9.2
					5	,	5K2	21			9.3
					6	,	5K2	24			9.3
					7	,	4K1	31			9.4
					8	,	4K1	34			9.4
					9	,	5K1	31			9.5
					10	,	5K1	34			9.5
					11	,	7K5	16			9.6
					12	,	7K5	15			9.6
					13	,	2F1	2			3.1
							3K1	14			
			3S1	13	14	,					3.1

16

				27.05.2008	Lutz-Jesco GmbH	terminal diagram X10	C6100 Electrical Cabinet	=
								+
							A/N 40210009	Page 17
								Page 21